
WIRING HARNESS CONFIGURATION DIAGRAMS

CONTENTS

ENGINE COMPARTMENT

4G93-MPI <L.H. drive vehicles>	1-2
4G93-MPI <R.H. drive vehicles>	1-6

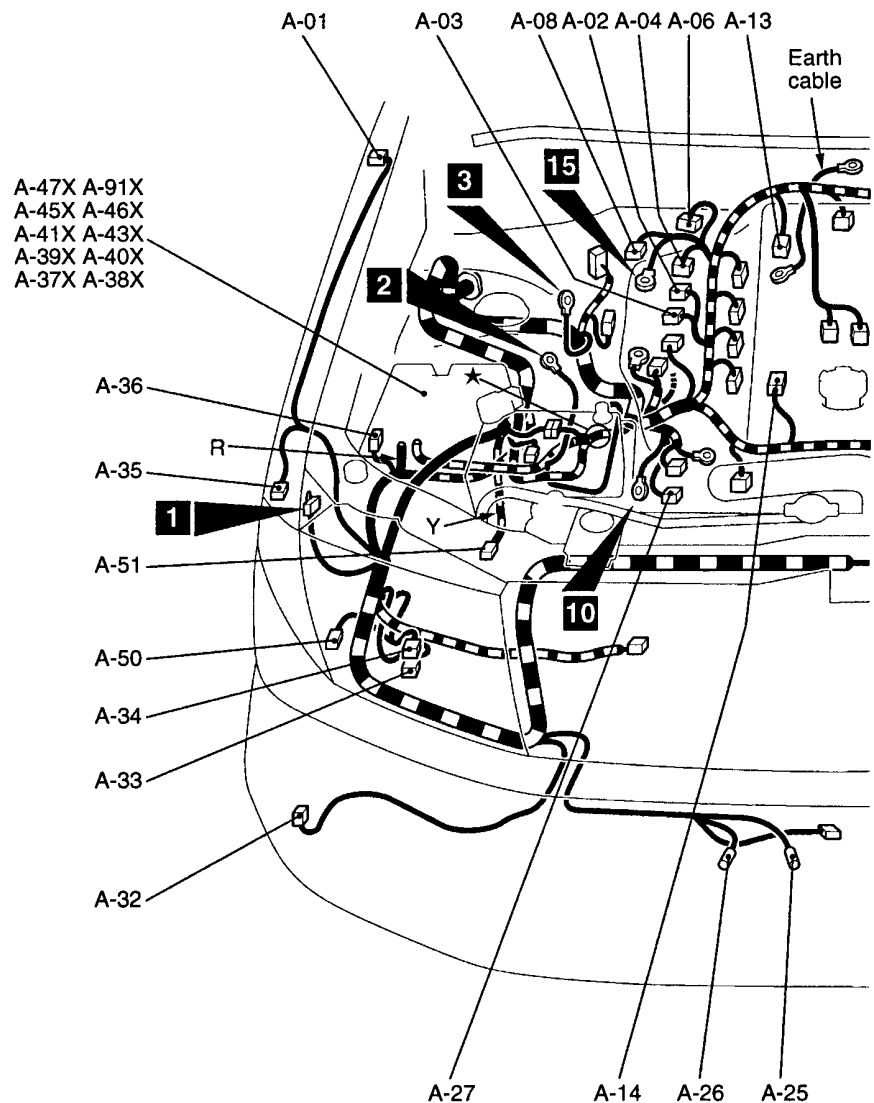
DASH PANEL

L.H. drive vehicles	1-10
R.H. drive vehicles	1-16

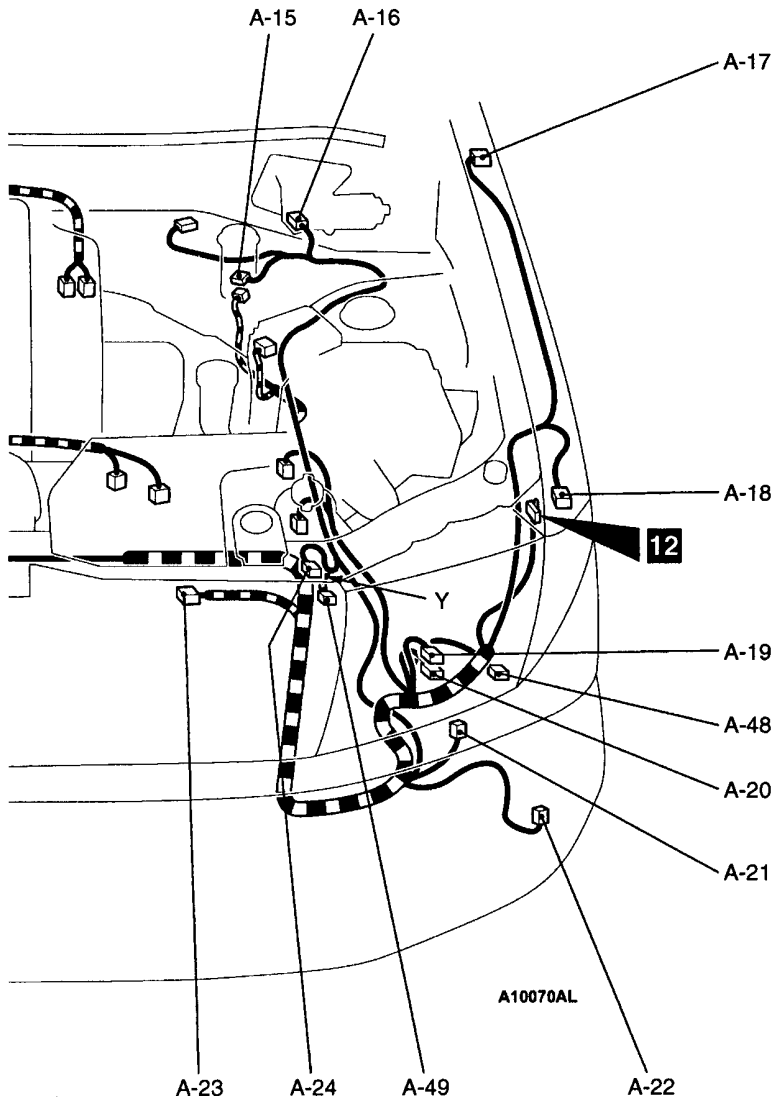
DOOR

5-DOOR MODELS <L.H. drive vehicles>	1-20
5-DOOR MODELS <R.H. drive vehicles> ...	1-22

4G93-MPI <L.H. drive vehicles>



A-01 (2-GR)	Side turn signal lamp (RH)	A-17 (2-GR)	Side turn signal lamp (LH)
A-02 (2-B)	Purge control solenoid valve	A-18 (2-B)	Front turn signal lamp (LH)
A-03 (2-BR)	EGR solenoid valve	A-19 (3-B)	Headlamp (LH)
A-04 (6-B)	Idle speed control servo	A-20 (2)	Position lamp (LH)
A-06 (4-B)	Throttle position sensor	A-21 (2-B)	Headlamp washer motor
A-08 (1)	Capacitor	A-22 (2)	Front fog lamp (LH)
A-13 (3-GR)	Ignition coil 1,4	A-23 (2-B)	Condenser fan motor
A-14 (3-GR)	Ignition coil 2,3	A-24 (2-B)	Wheel speed sensor (Front: LH) <ABS>
A-15 (2-GR)	Brake fluid level switch <Vehicles without ABS>	A-25 (2)	Horn (LO)
A-16 (4-B)	Windshield wiper motor	A-26 (2)	Horn (HI)

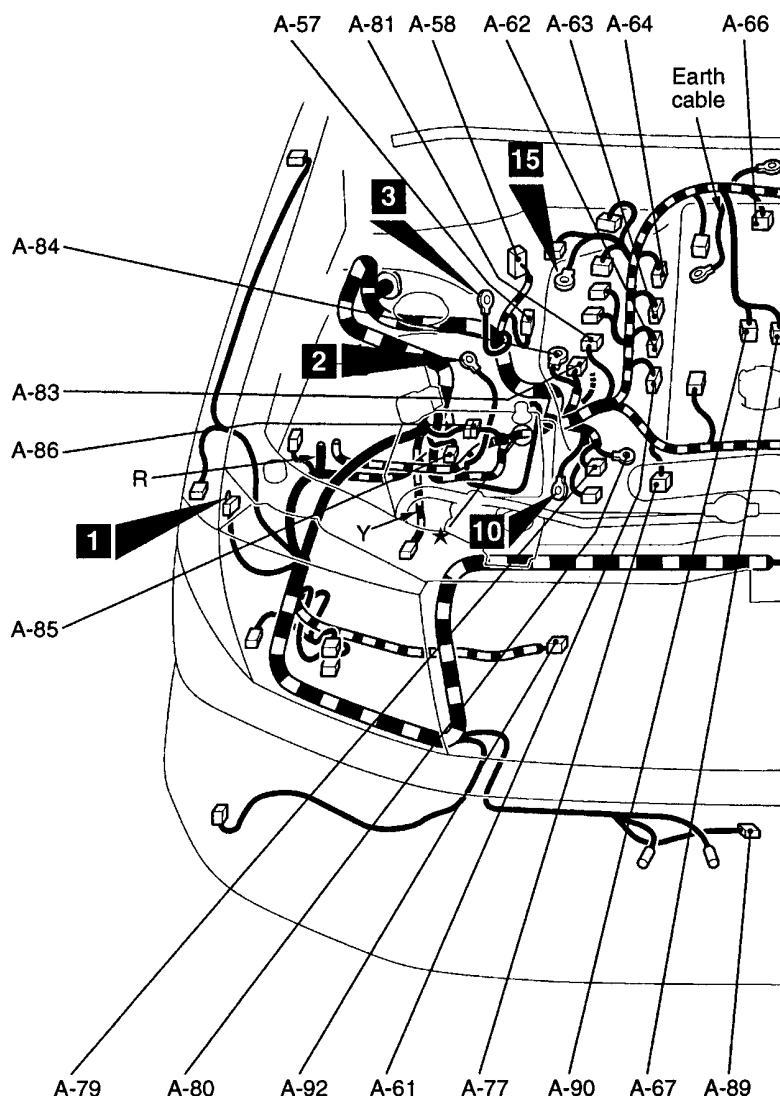
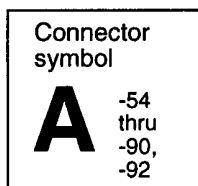


Connector colour code
 B: Black
 Y: Yellow
 L: Blue
 G: Green
 R: Red
 BR: Brown
 V: Violet
 O: Orange
 GR: Gray
 None: Milk white

A-27 (1-B) Oil pressure switch
 A-32 (2) Front fog lamp (RH)
 A-33 (2) Position lamp (RH)
 A-34 (3-B) Headlamp (RH)
 A-35 (2-B) Front turn signal lamp (RH)
 A-36 (33) J/C (1)
 A-37X (11) Front-ECU
 A-38X (11) Front-ECU
 A-39X (5) Horn relay
 A-40X (5) Front fog lamp relay

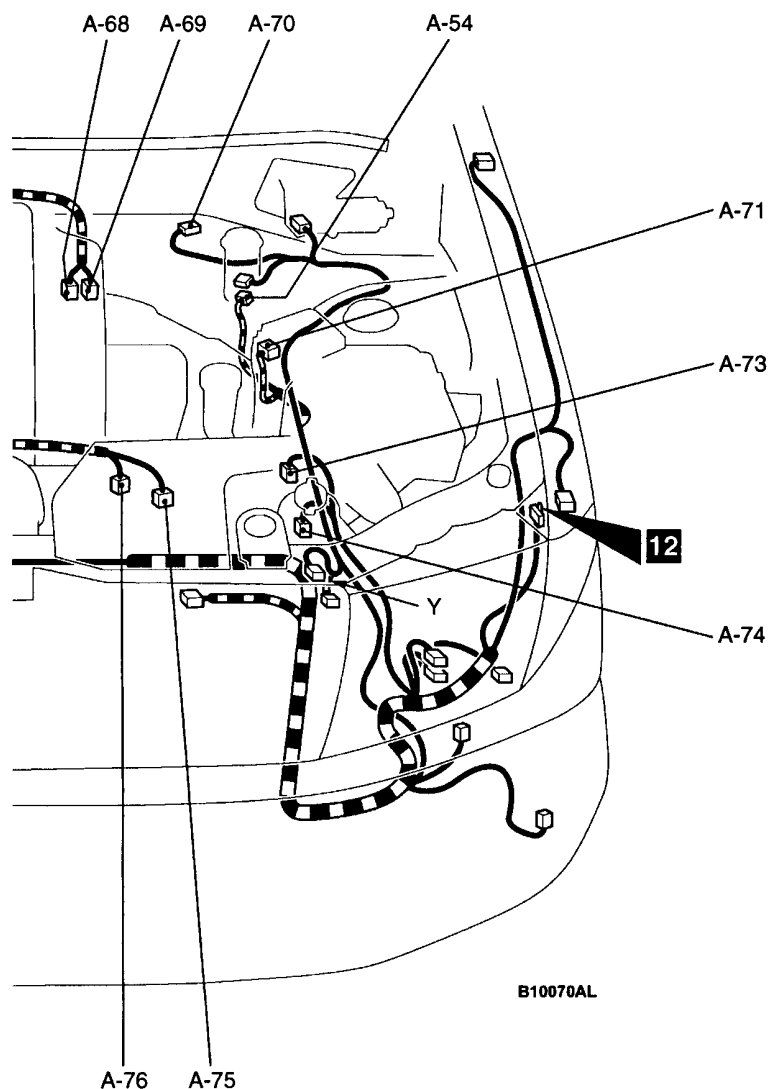
A-41X (5) Fuel pump relay
 A-43X (4) Engine control relay
 A-45X (3) Inspection connector
 A-46X (5) Condensor fan relay
 A-47X (5) A/C compressor relay
 A-48 (3-B) Headlamp leveling unit (LH)
 A-49 (2-Y) Front impact sensor (LH)
 A-50 (3-B) Headlamp leveling unit (RH)
 A-51 (2-Y) Front impact sensor (RH)
 A-91X (5) Radiator fan relay

4G93-MPI <L.H. drive vehicles>



A-54 (2-B) Brake fluid level switch
<Vehicles with ABS>
A-57 (6-B) ABS warning lamp relay
A-58 (34) ABS-ECU
A-61 (2-GR) Injector 1
A-62 (2-GR) Injector 2
A-63 (2-GR) Injector 3
A-64 (2-GR) Injector 4

A-66 (3-B) Camshaft position sensor
A-67 (4-B) Oxygen sensor <Front>
A-68 (1-B) Engine coolant temperature gauge unit
A-69 (2-B) Engine coolant temperature sensor
A-70 (2-BR) Dual pressure switch
A-71 (7-B) Air flow sensor
A-73 (2-B) Rear washer motor



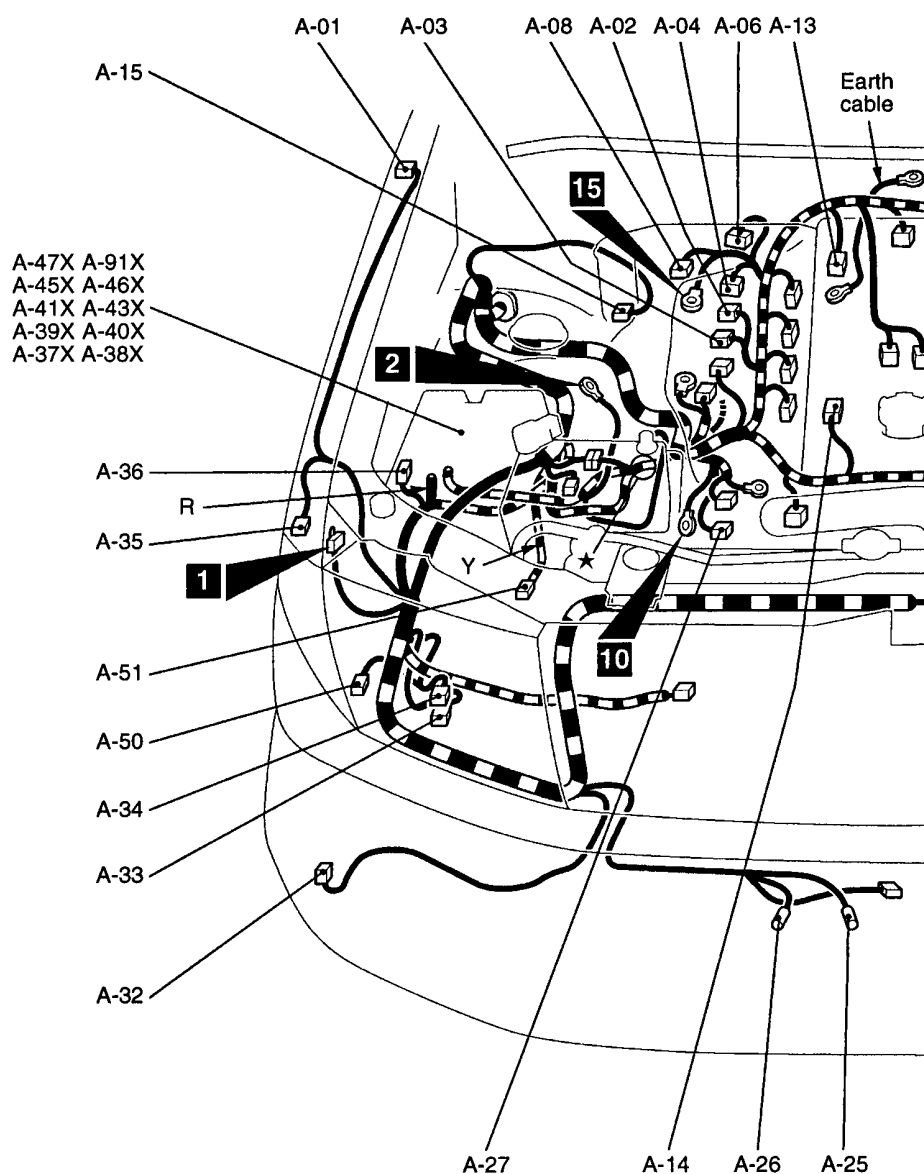
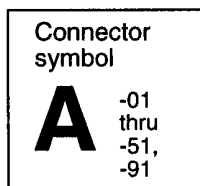
Connector colour code

B: Black
 Y: Yellow
 L: Blue
 G: Green
 R: Red
 BR: Brown
 V: Violet
 O: Orange
 GR: Gray
 None: Milk white

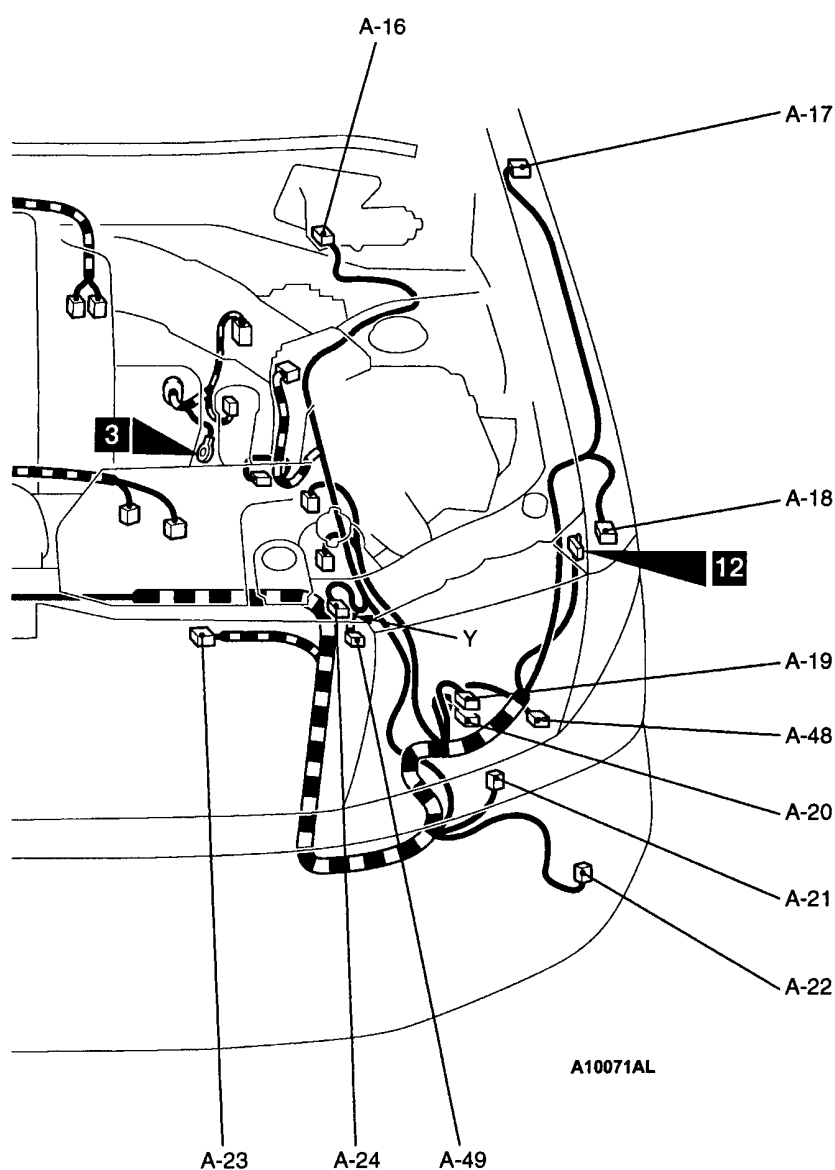
A-74 (2) Windshield washer motor
 A-75 (1-B) A/C compressor magnetic clutch
 A-76 (1) Power steering oil pressure switch
 A-77 (3-GR) Crank angle sensor
 A-79 (4-GR) Alternator
 A-80 (1) Alternator
 A-81 (2-GR) Detonation sensor
 A-83 (1-B) Starter

A-84 (1) Starter
 A-85 (2-B) Wheel speed sensor (Front: RH) <ABS>
 A-86 (6-GR) Front wiring harness and battery wiring harness combination
 A-89 (2-B) Outside thermo sensor
 A-90 (4-B) Ignition failure sensor
 A-92 (2-GR) Radiator fan motor

4G93-MPI <R.H. drive vehicles>



A-01 (2-GR)	Side turn signal lamp (RH)	A-17 (2-GR)	Side turn signal lamp (LH)
A-02 (2-B)	Purge control solenoid valve	A-18 (2-B)	Front turn signal lamp (LH)
A-03 (2-BR)	EGR solenoid valve	A-19 (3-B)	Headlamp (LH)
A-04 (6-B)	Idle speed control servo	A-20 (2)	Position lamp (LH)
A-06 (4-B)	Throttle position sensor	A-21 (2-B)	Headlamp washer motor
A-08 (1)	Capacitor	A-22 (2)	Front fog lamp (LH)
A-13 (3-GR)	Ignition coil 1, 4	A-23 (2-B)	Condenser fan motor
A-14 (3-GR)	Ignition coil 2, 3	A-24 (2-B)	Wheel speed sensor (Front: LH) <ABS>
A-15 (2-GR)	Brake fluid level switch	A-25 (2)	Horn (LO)
A-16 (4-B)	Windshield wiper motor	A-26 (2)	Horn (HI)



Connector colour code
 B: Black
 Y: Yellow
 L: Blue
 G: Green
 R: Red
 BR: Brown
 V: Violet
 O: Orange
 GR: Gray
 None: Milk white

A-27 (1-B) Oil pressure switch
 A-32 (2) Front fog lamp (RH)
 A-33 (2) Position lamp (RH)
 A-34 (3-B) Headlamp (RH)
 A-35 (2-B) Front turn signal lamp (RH)
 A-36 (33) J/C (1)
 A-37X (11) Front-ECU
 A-38X (11) Front-ECU
 A-39X (5) Horn relay
 A-40X (5) Front fog lamp relay

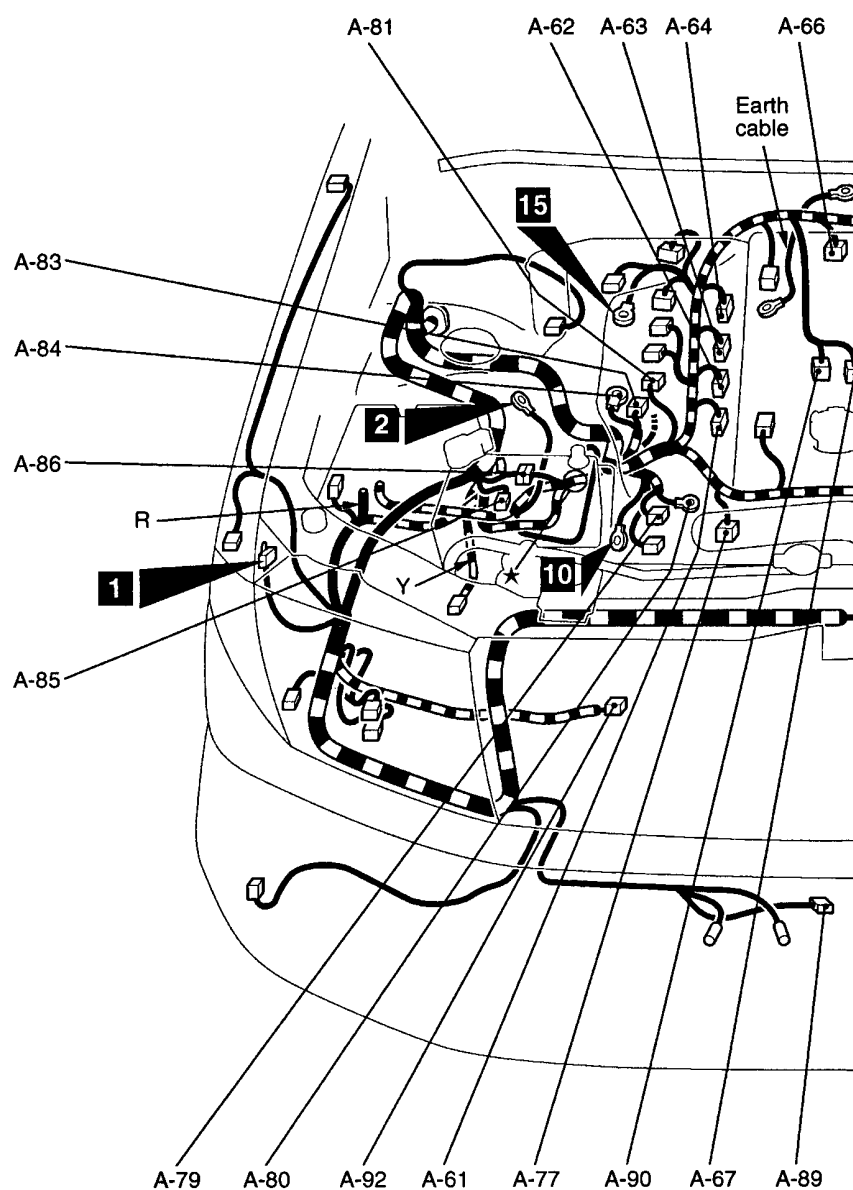
A-41X (5) Fuel pump relay
 A-43X (4) Engine control relay
 A-45X (3) Inspection connector
 A-46X (5) Condensor fan relay
 A-47X (5) A/C compressor relay
 A-48 (3-B) Headlamp leveling unit (LH)
 A-49 (2-Y) Front impact sensor (LH)
 A-50 (3-B) Headlamp leveling unit (RH)
 A-51 (2-Y) Front impact sensor (RH)
 A-91X (5) Radiator fan relay

4G93-MPI <R.H. drive vehicles>

Connector
symbol

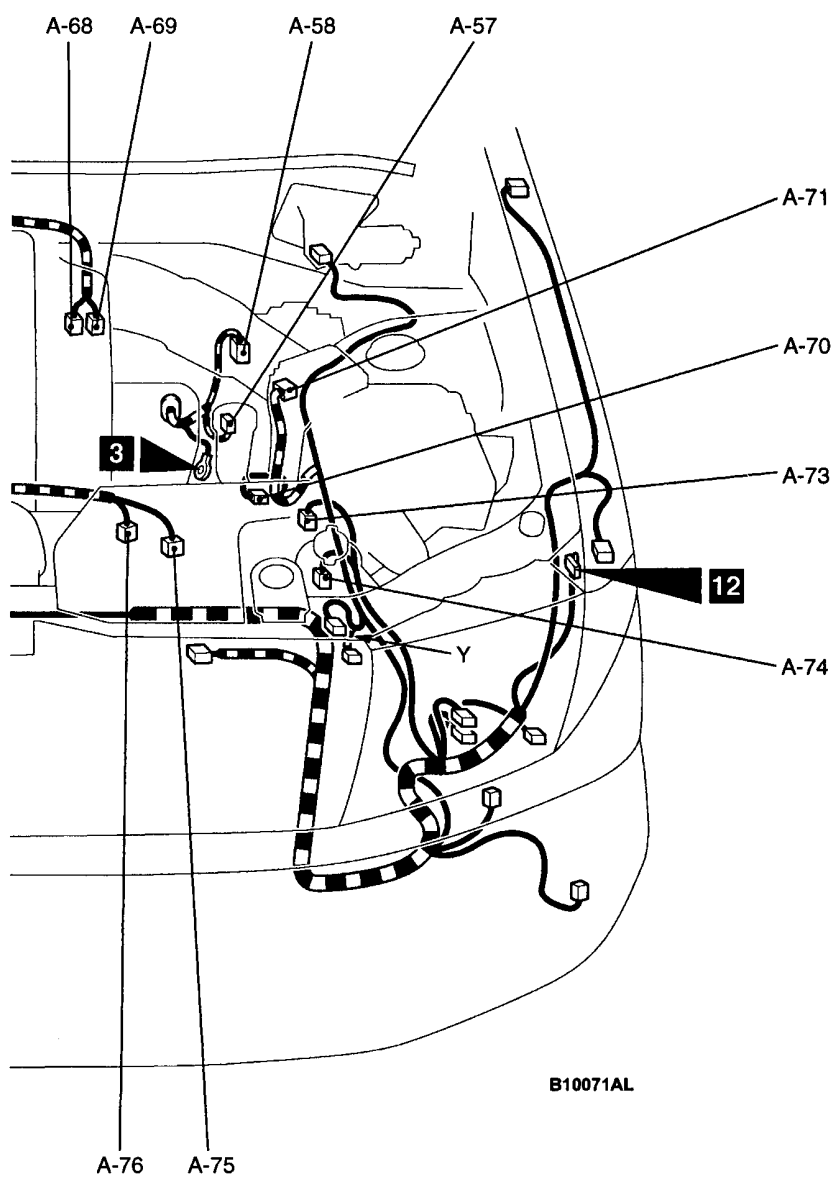
A

-57
thru
-90,
-92



A-57 (6-B) ABS warning lamp relay
A-58 (34) ABS-ECU
A-61 (2-GR) Injector 1
A-62 (2-GR) Injector 2
A-63 (2-GR) Injector 3
A-64 (2-GR) Injector 4
A-66 (3-B) Camshaft position sensor

A-67 (4-B) Oxygen sensor <Front>
A-68 (1-B) Engine coolant temperature gauge unit
A-69 (2-B) Engine coolant temperature sensor
A-70 (2-BR) Dual pressure switch
A-71 (7-B) Air flow sensor
A-73 (2-B) Rear washer motor
A-74 (2) Windshield washer motor

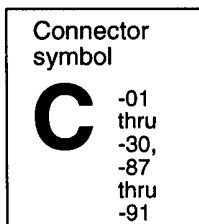


A-75 (1-B) A/C compressor magnetic clutch
 A-76 (1) Power steering oil pressure switch
 A-77 (3-GR) Crank angle sensor
 A-79 (4-GR) Alternator
 A-80 (1) Alternator
 A-81 (2-GR) Detonation sensor
 A-83 (1-B) Starter

A-84 (1) Starter
 A-85 (2-B) Wheel speed sensor (Front: RH) <ABS>
 A-86 (6-GR) Front wiring harness and battery wiring harness combination
 A-89 (2-B) Outside thermo sensor
 A-90 (4-B) Ignition failure sensor
 A-92 (2-GR) Radiator fan motor

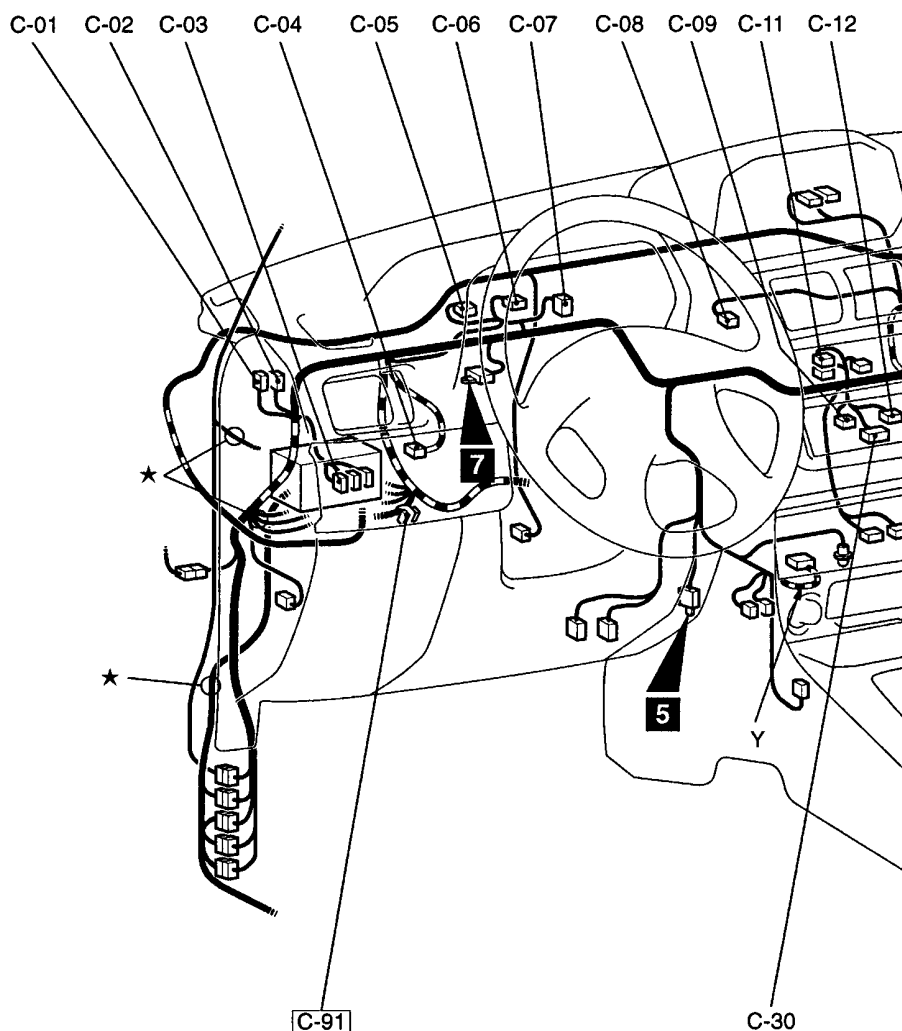
DASH PANEL

L.H. drive vehicles



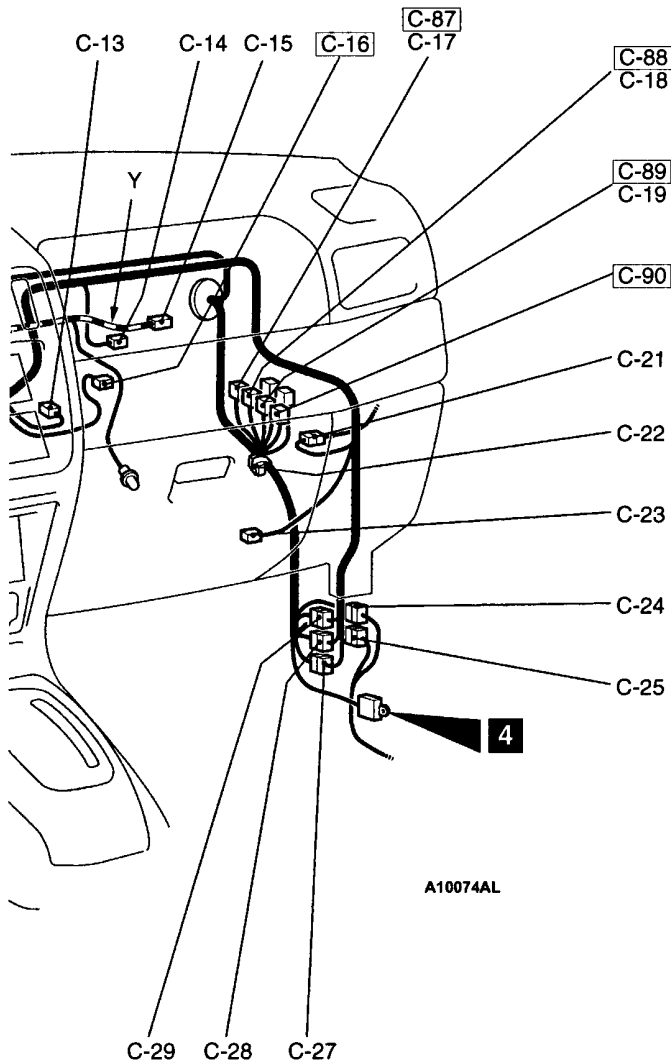
Connector colour code

B: Black
Y: Yellow
L: Blue
G: Green
R: Red
BR: Brown
V: Violet
O: Orange
GR: Gray
None: Milk white



C-01 (33) J/C (2)
C-02 (33) J/C (3)
C-03 (6) Fog lamp switch
C-04 (4) Stop lamp switch
C-05 (14) Combination meter
C-06 (14-B) Combination meter
C-07 (12) Combination meter
C-08 (4-BR) Hazard warning switch
C-09 (2) Heater control panel illumination lamp
C-11 (14) Radio and tape player or spare connector
C-12 (6) Blower switch

C-13 (2) Air thermo sensor
C-14 (7) Outside/inside air selection damper control motor
C-15 (2-R) Air bag module (squib) (Passenger's side)
C-16 (4) Resistor
C-17 (35-GR) Engine-ECU <GDI>
C-18 (28-GR) Engine-ECU <GDI>
C-19 (30-GR) Engine-ECU <GDI>
C-21 (32-B) Instrument panel wiring harness and front door wiring harness (RH) combination



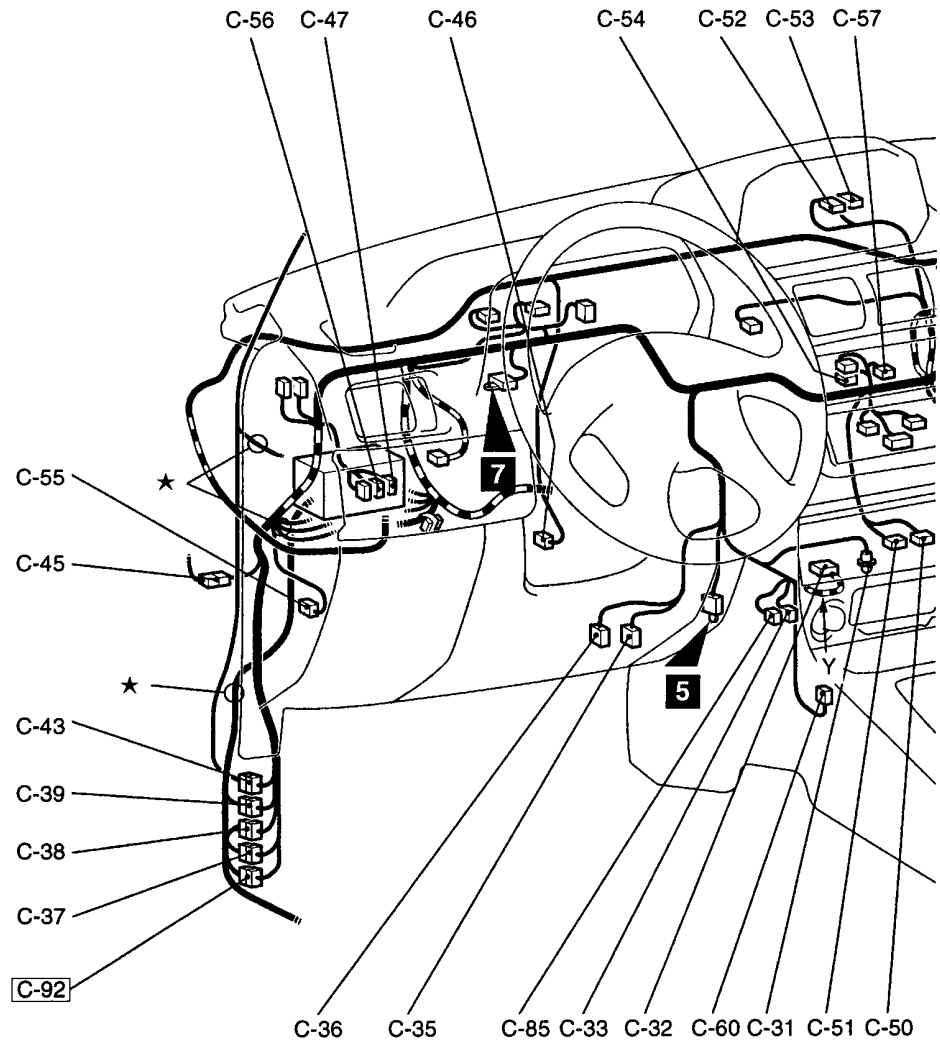
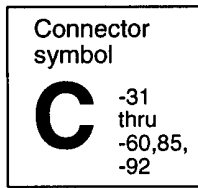
C-22 (2)	Diode
C-23 (2)	Blower motor
C-24 (10-BR)	Front wiring harness and body wiring harness combination
C-25 (19)	Front wiring harness and body wiring harness combination
C-27 (6)	Instrument panel wiring harness and front wiring harness combination
C-28 (22-B)	Instrument panel wiring harness and front wiring harness combination
C-29 (13-R)	Instrument panel wiring harness and front wiring harness combination

C-30 (12)	Blower and defogger switch or A/C and defogger switch
C-87 (26-Y)	Engine-ECU <MPI>
C-88 (16-Y)	Engine-ECU <MPI>
C-89 (12-Y)	Engine-ECU <MPI>
C-90 (22-Y)	Engine-ECU <MPI>
C-91 (1)	Joint connector

NOTE

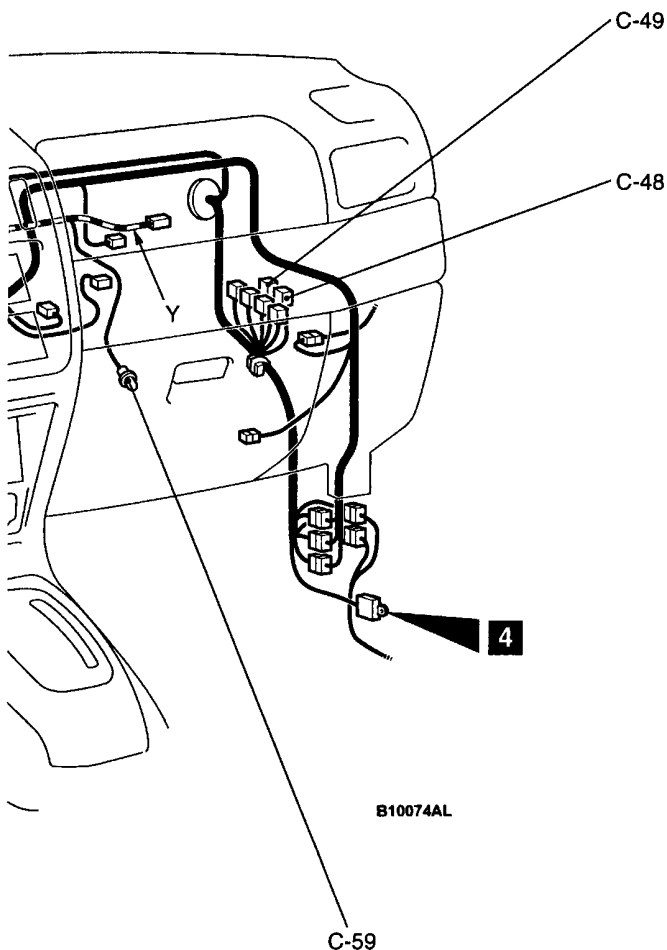
Connector numbers in are connector numbers which have been changed or added.

L.H. drive vehicles



C-31 (2) Ashtray illumination lamp
 C-32 (20-Y) SRS-ECU
 C-33 (2) Cigarette lighter
 C-35 (16-B) Diagnosis connector
 C-36 (12) Diagnosis connector
 C-37 (14-L) Instrument panel wiring harness and
 body wiring harness combination
 C-38 (22-B) Instrument panel wiring harness and
 body wiring harness combination

C-39 (10-BR) Instrument panel wiring harness and
 body wiring harness combination
 C-43 (6) Instrument panel wiring harness and roof
 wiring harness combination
 C-45 (32) Instrument panel wiring harness and front
 door wiring harness (LH) combination
 C-46 (8-GR) Accelerator pedal position sensor
 C-47 (6-L) Rheostat
 C-48 (26-GR) Throttle valve controller



Connector colour code
 B: Black
 Y: Yellow
 L: Blue
 G: Green
 R: Red
 BR: Brown
 V: Violet
 O: Orange
 GR: Gray
 None: Milk white

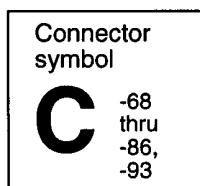
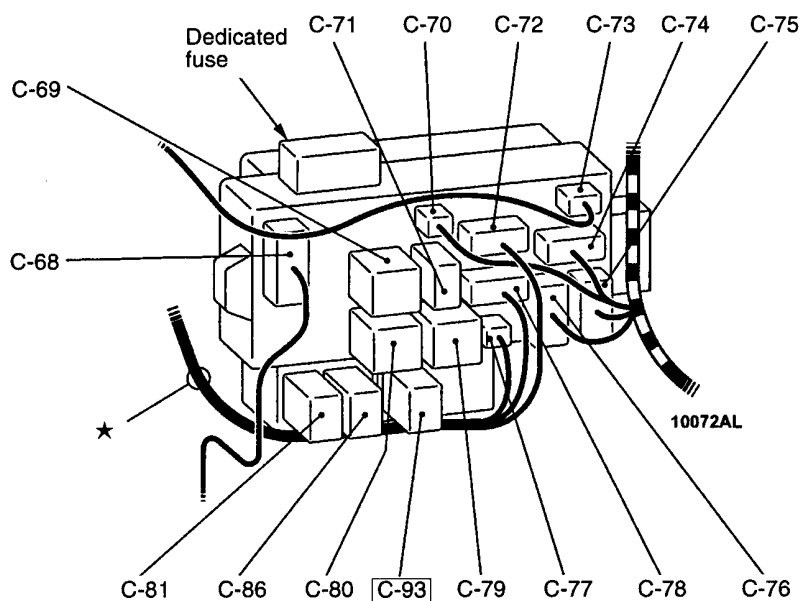
C-49 (4) Throttle valve control relay
 C-50 (12-B) Navigation unit
 C-51 (1-B) Navigation unit
 C-52 (16-B) Multi center display
 C-53 (20-B) Multi center display or jumper connector
 <without multi center display>
 C-54 (16) Radio and tape player
 <with navigation system>
 C-55 (8-B) GDI-ECO indication lamp-ECU
 C-56 (6-GR) Headlamp leveling switch

C-57 (1) Radio and tape player or spare connector
 C-59 (2) Glove box lamp
 C-60 (9) Heated seat switch
 C-85 (1) Cigarette lighter illumination lamp
 C-92 (6-GR) Instrument panel wiring harness and
 body wiring harness combination

NOTE

Connector numbers in are connector numbers which have been added.

L.H. drive vehicles

JUNCTION BLOCK
(FRONT SIDE)

Connector colour code

B: Black
 Y: Yellow
 L: Blue
 G: Green
 R: Red
 BR: Brown
 V: Violet
 O: Orange
 GR: Gray
 None: Milk white

C-68 (15)	Body wiring harness and J/B combination
C-69 (5)	Blower relay
C-70 (10)	Instrument panel wiring harness and J/B combination
C-71 (5)	Power window relay
C-72 (8)	Front wiring harness and J/B combination
C-73 (4)	Roof wiring harness and J/B combination
C-74 (6)	Instrument panel wiring harness and J/B combination
C-75 (13)	Instrument panel wiring harness and J/B combination
C-76 (13)	Instrument panel wiring harness and J/B combination

C-77 (1)	Front wiring harness and J/B combination
C-78 (11)	Front wiring harness and J/B combination
C-79 (4)	Alternator relay
C-80 (5)	Defogger relay
C-81 (5)	Accessory socket relay
C-86 (5)	Rear fog lamp relay
C-93 (5)	Power window relay 2

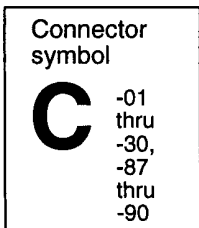
NOTE

Connector numbers in are connector numbers which have been added.

NOTES

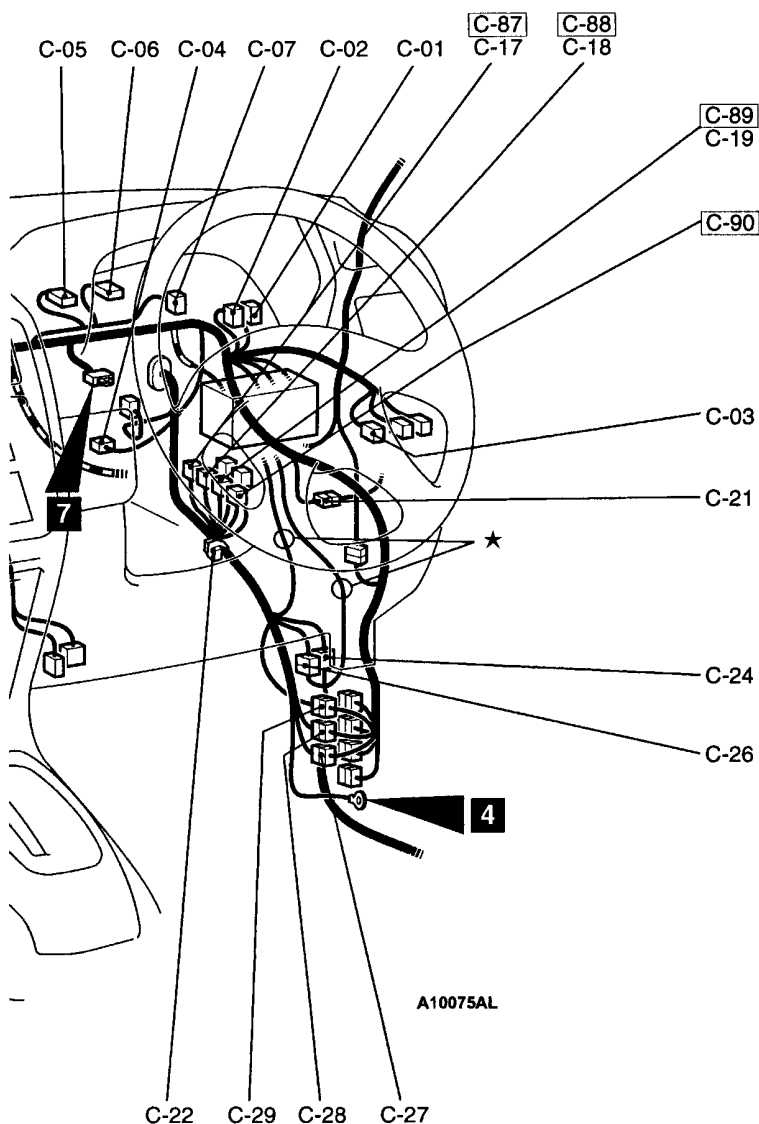
DASH PANEL

R.H. drive vehicles



Connector colour code
 B: Black
 Y: Yellow
 L: Blue
 G: Green
 R: Red
 BR: Brown
 V: Violet
 O: Orange
 GR: Gray
 None: Milk white

C-01 (33)	J/C (2)	C-13 (2)	Air thermo sensor
C-02 (33)	J/C (3)	C-14 (7)	Outside/inside air selection damper control motor
C-03 (6)	Fog lamp switch	C-15 (2-R)	Air bag module (squib) (Passenger's side)
C-04 (4)	Stop lamp switch	<u>C-16</u> (4)	Resistor
C-05 (14)	Combination meter	C-17 (35-GR)	Engine-ECU <GDI>
C-06 (14-B)	Combination meter	C-18 (28-GR)	Engine-ECU <GDI>
C-07 (12)	Combination meter	C-19 (30-GR)	Engine-ECU <GDI>
C-08 (4-BR)	Hazard warning switch	C-21 (32-B)	Instrument panel wiring harness and front door wiring harness (RH) combination
C-09 (2)	Heater control panel illumination lamp		
C-11 (14)	Radio and tape player or spare connector		
C-12 (6)	Blower switch		



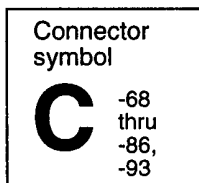
C-22 (2)	Diode
C-23 (2)	Blower motor
C-24 (10)	Front wiring harness and body wiring harness combination
C-26 (16)	Front wiring harness and body wiring harness combination
C-27 (6)	Instrument panel wiring harness and front wiring harness combination
C-28 (22-B)	Instrument panel wiring harness and front wiring harness combination
C-29 (13-R)	Instrument panel wiring harness and front wiring harness combination

C-30 (12)	Blower and defogger switch or A/C and defogger switch
C-87 (26-Y)	Engine-ECU <MPI>
C-88 (16-Y)	Engine-ECU <MPI>
C-89 (12-Y)	Engine-ECU <MPI>
C-90 (22-Y)	Engine-ECU <MPI>

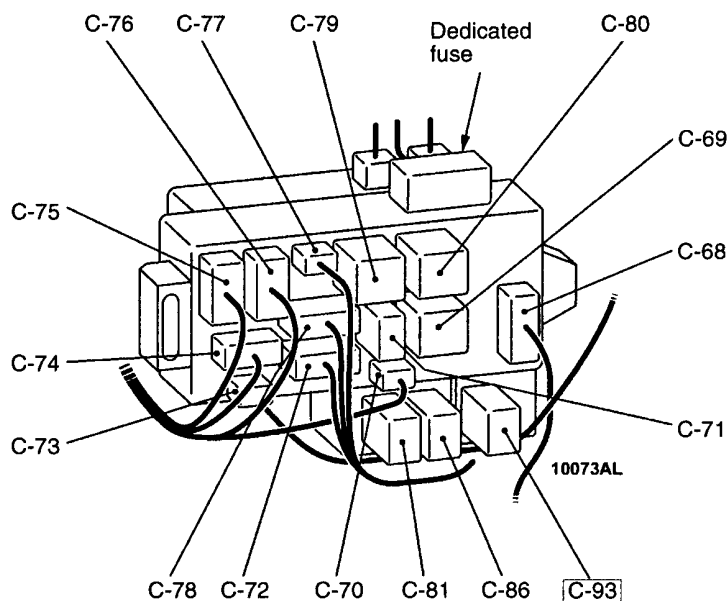
NOTE

Connector numbers in are connector numbers which have been changed or added.

R.H. drive vehicles



JUNCTION BLOCK (FRONT SIDE)



Connector colour code

B: Black
 Y: Yellow
 L: Blue
 G: Green
 R: Red
 BR: Brown
 V: Violet
 O: Orange
 GR: Gray
 None: Milk white

C-68 (15)	Body wiring harness and J/B combination
C-69 (5)	Blower relay
C-70 (10)	Instrument panel wiring harness and J/B combination
C-71 (5)	Power window relay
C-72 (8)	Front wiring harness and J/B combination
C-73 (4)	Roof wiring harness and J/B combination
C-74 (6)	Instrument panel wiring harness and J/B combination
C-75 (13)	Instrument panel wiring harness and J/B combination
C-76 (13)	Instrument panel wiring harness and J/B combination

C-77 (1)	Front wiring harness and J/B combination
C-78 (11-B)	Front wiring harness and J/B combination
C-79 (4)	Alternator relay
C-80 (5)	Defogger relay
C-81 (5)	Accessory socket relay
C-86 (5)	Rear fog lamp relay
C-93 (5)	Power window relay 2

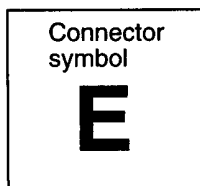
NOTE

Connector numbers in C-93 are connector numbers which have been added.

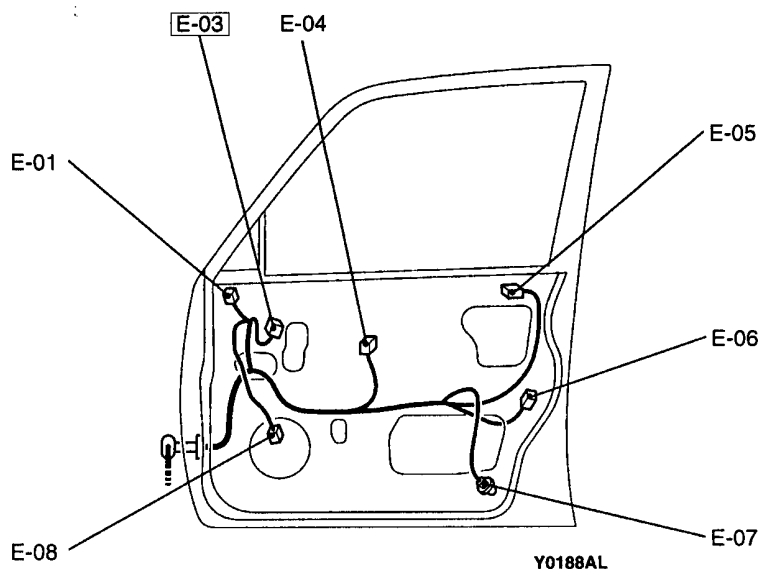
NOTES

DOOR

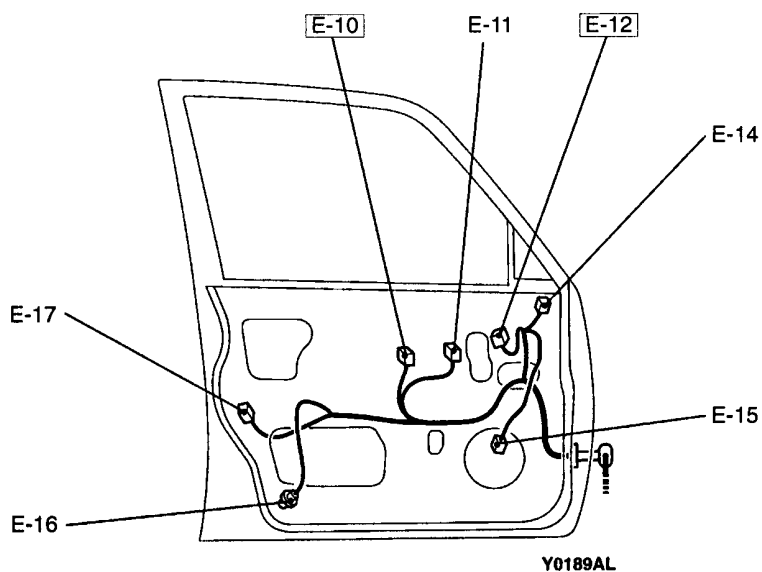
5-DOOR MODELS <L.H. drive vehicles>



(Front passenger's side)



(Front driver's side)



E-01 (7)
E-03 (2)
 E-04 (6)
 E-05 (3)
 E-06 (6-B)
 E-07 (2)
 E-08 (2)

Remote controlled mirror (RH)
 Power window motor (Front: RH)
 Power window sub switch (Front: RH)
 Door key cylinder switch
 Door lock actuator (Front: RH)
 Door lamp (Front: RH)
 Door speaker (RH)

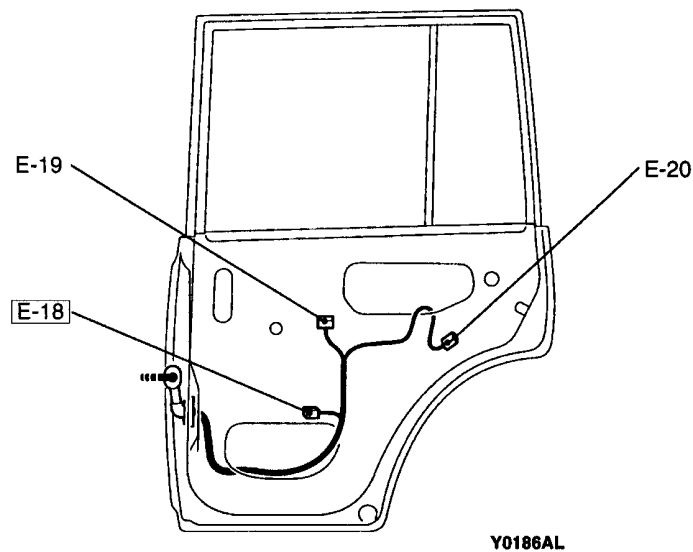
E-10 (10)**E-10** (14)

E-11 (11)

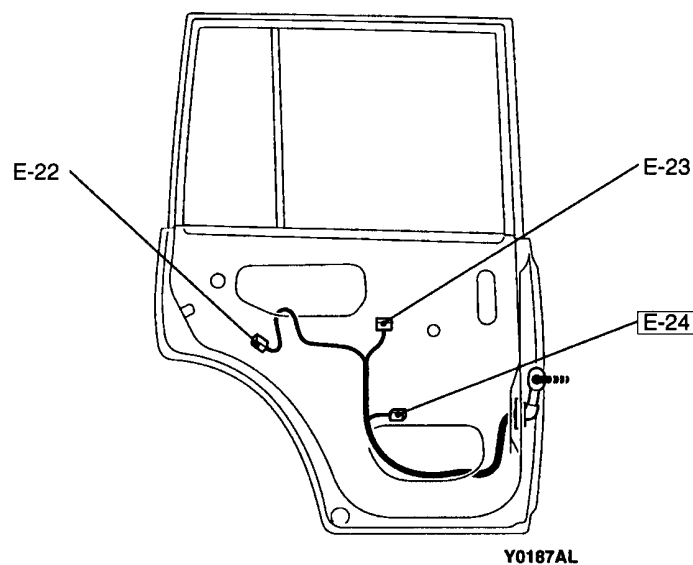
E-12 (4)

Power window main switch (Vehicles with
 power windows for front doors only)
 Power window main switch (Vehicles with
 power windows for all doors)
 Remote controlled mirror switch
 Power window motor (Front:LH)

(Rear passenger's side)



(Rear driver's side)



Connector colour code
 B: Black
 Y: Yellow
 L: Blue
 G: Green
 R: Red
 BR: Brown
 V: Violet
 O: Orange
 GR: Gray
 None: Milk white

E-14 (7) Remote controlled mirror (LH)
 E-15 (2) Door speaker (LH)
 E-16 (2) Door lamp (Front: LH)
 E-17 (6-B) Door lock actuator (Front: LH)
 E-18 (2) Power window motor (Rear: RH)
 E-19 (6) Power window sub switch (Rear: RH)
 E-20 (6-B) Door lock actuator (Rear: RH)

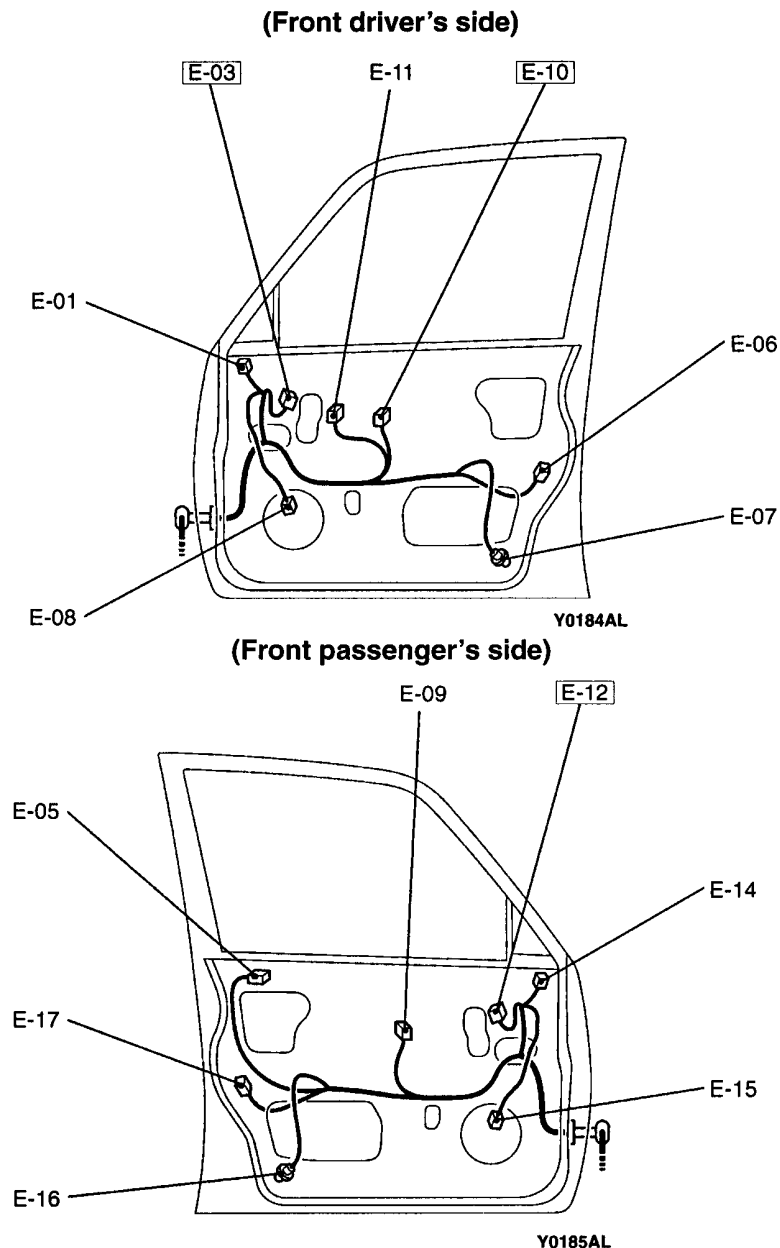
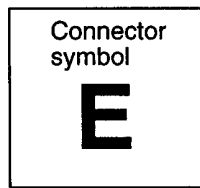
E-22 (6-B) Door lock actuator (Rear: LH)
 E-23 (6) Power window sub switch (Rear: LH)
 E-24 (2) Power window motor (Rear: LH)

NOTE

Connector numbers in are connector numbers which have been changed.

DOOR

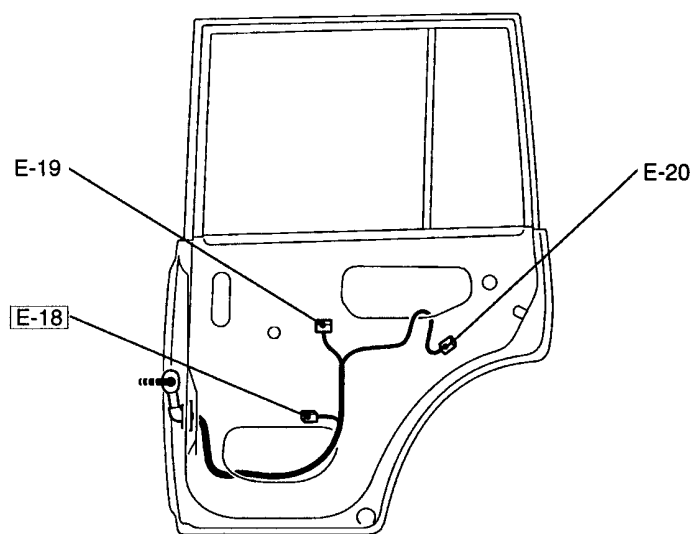
5-DOOR MODELS <R.H. drive vehicles>



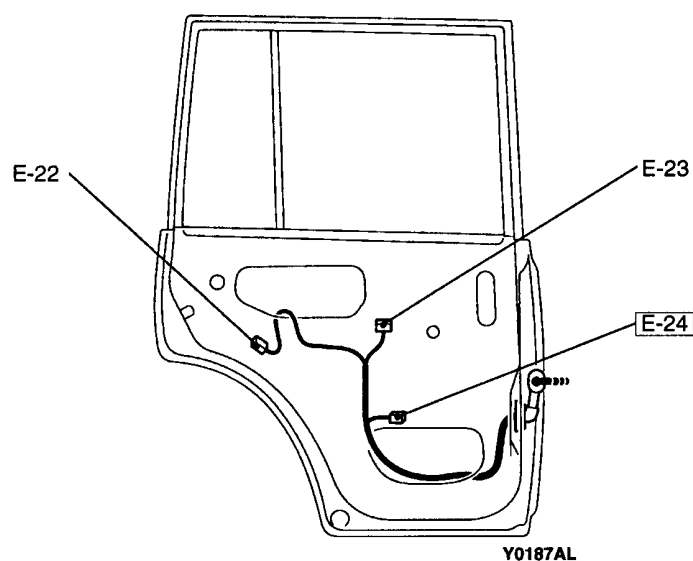
E-01 (7) Remote controlled mirror (RH)
 E-03 (4) Power window motor (Front: RH)
 E-05 (3) Door key cylinder switch
 E-06 (6-B) Door lock actuator (Front: RH)
 E-07 (2) Door lamp (Front: RH)
 E-08 (2) Door speaker (RH)
 E-09 (6) Power window sub switch (Front: LH)

E-10 (10) Power window main switch (Vehicles with
 power windows for front doors only)
 E-10 (14) Power window main switch (Vehicles with
 power windows for all doors)
 E-11 (11) Remote controlled mirror switch
 E-12 (2) Power window motor (Front:LH)

(Rear driver's side)



(Rear passenger's side)



Connector colour code

B: Black
 Y: Yellow
 L: Blue
 G: Green
 R: Red
 BR: Brown
 V: Violet
 O: Orange
 GR: Gray
 None: Milk white

E-14 (7) Remote controlled mirror (LH)
 E-15 (2) Door speaker (LH)
 E-16 (2) Door lamp (Front: LH)
 E-17 (6-B) Door lock actuator (Front: LH)
 E-18 (2) Power window motor (Rear: RH)
 E-19 (6) Power window sub switch (Rear: RH)
 E-20 (6-B) Door lock actuator (Rear: RH)

E-22 (6-B) Door lock actuator (Rear: LH)
 E-23 (6) Power window sub switch (Rear: LH)
 E-24 (2) Power window motor (Rear: LH)

NOTE

Connector numbers in are connector numbers which have been changed.